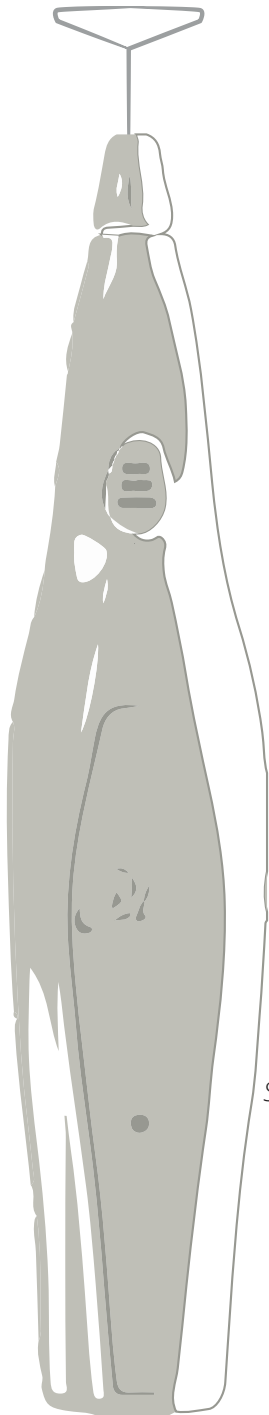


**GIMIV**  
MEDICAL INNOVATION

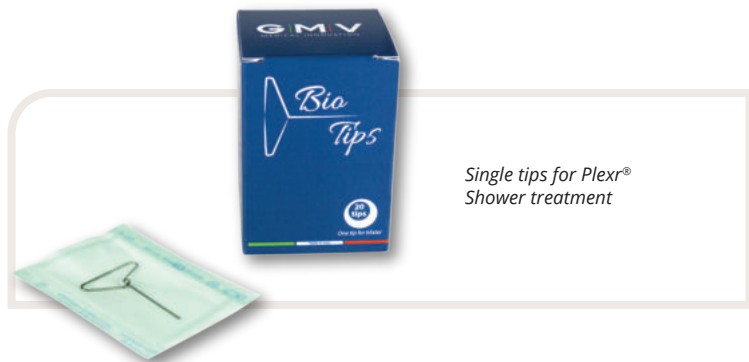
*Plexx*<sup>®</sup>

Shower





# **Plasma & Hyaluronic Acid:** *a sinergic treatment for skin bioregeneration*



*Single tips for Plexr®  
Shower treatment*

## **WHY CHOOSE PLEXR SHOWER TREATMENT**

*Safe, painless, biological method, without injections and side effects,  
pleasant for the patient*

*Immediate improvement in the quality and appearance of the skin*

*No interruption of daily activities*

*Complementary alternative to more invasive methods  
and treatments*

*Treatment without seasonality and with reduced application costs*

*Easy-to-accept method for those who are suspicious and  
opposed to invasive treatments*

# AIM

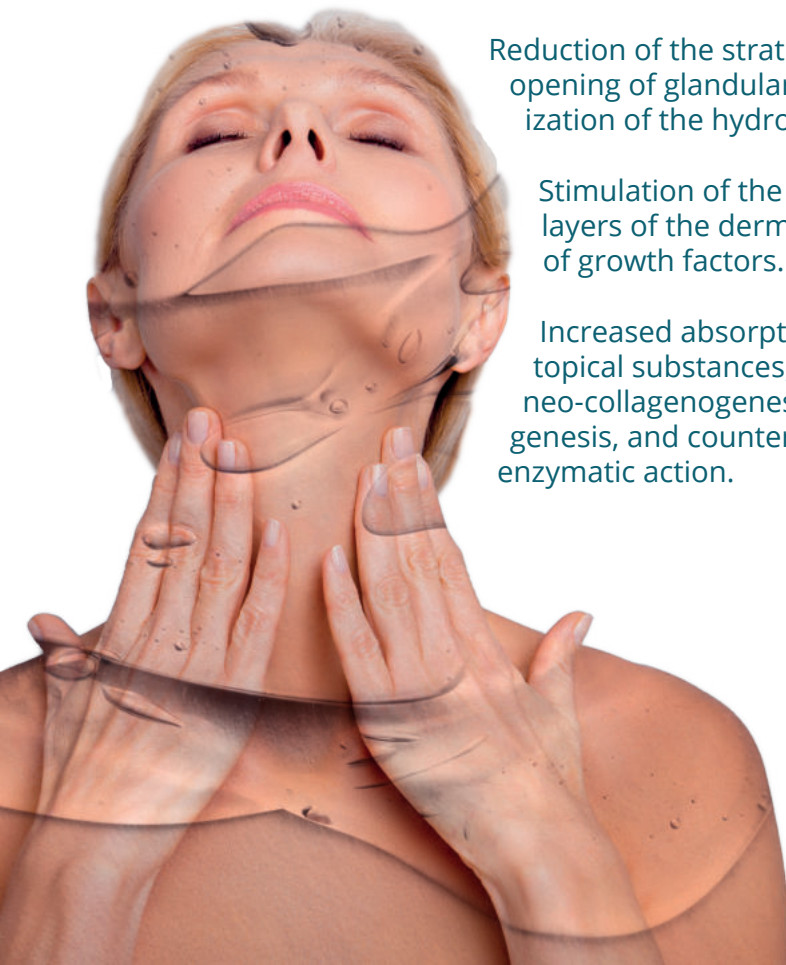
Reduce the signs of aging with a combined biostimulating action, performing a physical peeling and transdermal vehiculation in a single synergistic treatment.

## WHAT YOU GET

Reduction of the stratum corneum, opening of glandular outlets, normalization of the hydrolipidic film.

Stimulation of the most superficial layers of the dermis with activation of growth factors.

Increased absorption of applied topical substances, which stimulate neo-collagenogenesis, neo-angiogenesis, and counteract the lytic enzymatic action.



# PROCEDURE

**Application areas:** face – neck – décolleté

**Before starting the treatment:** thoroughly cleanse the skin, in order to reduce the external lipid envelope

## *STEP 1 - PLASMA PEELING*

**What is:** a physical peeling that uses micro-plasma to subtly sublimate the stratum corneum through an exfoliation and activation action on the surface skin. The stratum corneum, in fact, tends to slow down skin transpiration in relation to its thickness, therefore reducing it means bringing more oxygen into the tissue; we also open a "door" to the passage of substances to be conveyed.

**Duration:** 3-6 minutes

**Procedure:** insert a BioTip in the hub of Plexr (intermediate power handpiece); pass the handpiece, switched on continuous mode, over the entire area, placing the bioTip in contact with the skin. Turn off the handpiece whenever it moves away from the skin

**Effects:** sublimation of the stratum corneum, without causing any external sign, if not a minimum and redness, however visible and tangible (considerable smoothing of the skin surface).



# STEP 2 – HA VEHICULATION

**What is:** application of a biostimulating gel with low molecular weight hyaluronic acid, which penetrates inside the skin and induces dermal regeneration with the formation of reticular collagen (type III).

**Duration:** 5 minutes

**Procedure:** apply the product Adbiojal Bio\*, through a syringe without needle, gently on the skin, then repeat the procedure illustrated in step 1 using Plexr (higher power handpiece). The choice of the type of biostimulant to use - Bio Vis or Bio Lux - is made according to the patient and any complementary treatments.

**Effects:** an immediate increase in consistency is observed due to a recall of liquids in the subcutaneous, which in subsequent applications tends to become stable. For about 15-20 minutes there will be redness in the areas of initial increase in capillaries and the aesthetic effect of the first session will improve in subsequent sessions with a real skin restructuring. The absorption time of the product is proportional to the absorption speed: it will be lower in the first treatment becoming longer in subsequent treatments, also due to the progressive reduction of the stratum corneum.



\* GMV strongly suggest to use Adbiojal Bio products to perform Plexr Shower. Chemical properties of this product make its use ideal in combination with the action of Plexr and BioTips. Extreme high-level of satisfaction (97%) reported from patients that undergone the treatment. However, it is also possible to perform Plexr Shower with a similar product (non-crosslinked hyaluronic acid gel).

Step 1



Step 2



Step 2



# Post-treatment

Wash twice per day (morning-evening) with neutral soap.

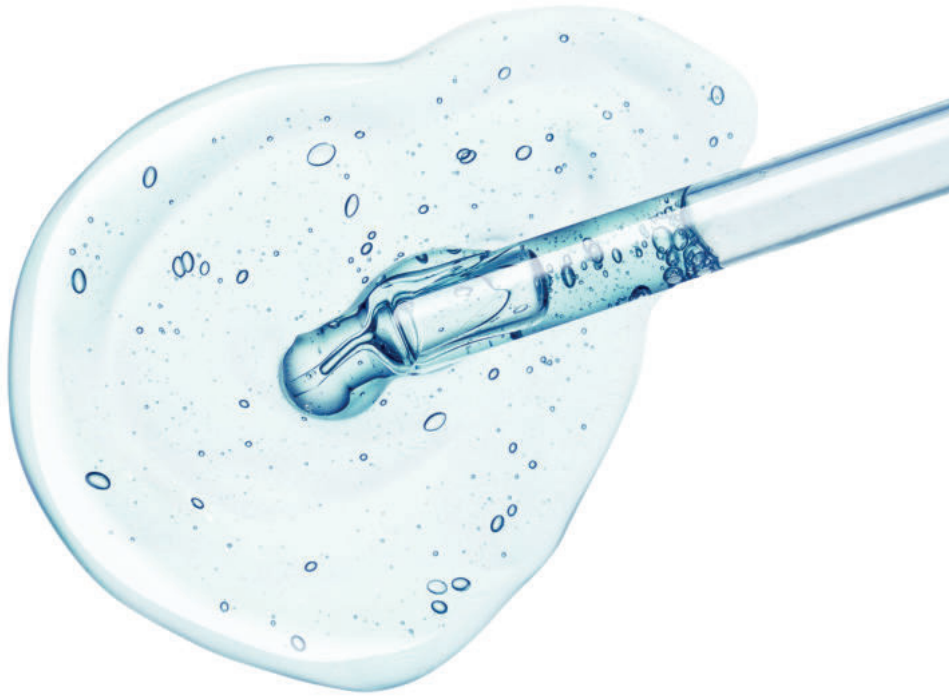
Application "Zn cream" by LGM: zinc oxide cream - antiseptic and anti-edema - to prevent and treat the formation of redness, which in any case are part of the tissue renewal process.

## **Repetition of the treatment**

The frequency of the sessions is a weekly treatment in the first month and each 14 days in the second. Waiting for cell regeneration (28-30 days), it is possible to proceed for at least 2-3 months with a monthly reminder, a period that varies according to the type and extent of the imperfection to be treated.

Further biostimulation after 6-10 months.

Plexr Shower can be performed at any time of the year.



## **PLEXR SHOWER: THE INSTANT BEAUTY**

Looking for a Red Carpet Boost or a Glam Look? Look no further than Plexr Shower. Plexr Shower is a revolutionary protocol using Plexr® technology to provide an alternative method of helping skin and patient's confidence. Plexr Shower works by generating soft plasma on the surface of the skin in combination with a non-crosslinked hyaluronic acid that is vehiculated into the skin. It's a non-invasive and laser-free method with no burning or severe redness after its use.



# GIMIV

MEDICAL INNOVATION



[www.gruppogmv.com](http://www.gruppogmv.com)

Rev.0 Nov 20

Made in Italy